



Fig. 4: Gynes, lateral view. (a) *Teleutomymex seiferti* sp.n., (b) *T. buschingeri* sp.n., (c) *T. schneideri* (syntype), (d) *T. schneideri* (non-type specimen), (e) *T. kutteri* (paratype).

Fig. 4: from Kiran, K., Karaman, C., Lapeva-Gjonova, A., Aksoy, V., 2017; Myrmecological News.

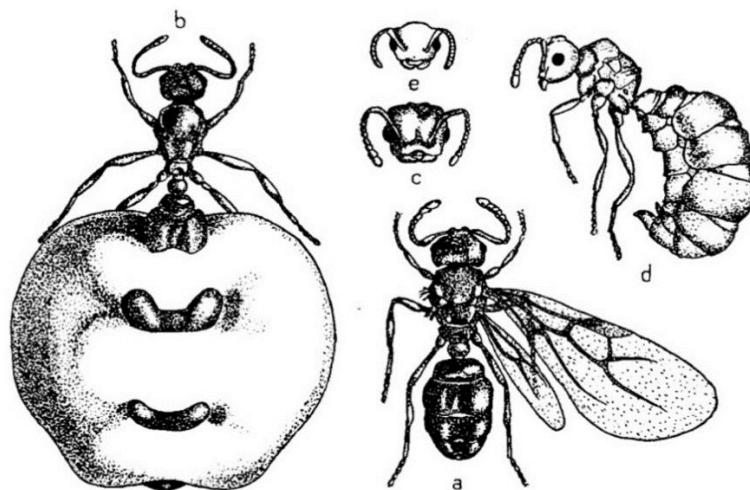


Fig. XXIV. — *Anergates atratulus* Schenck.

Longueur ♀ : 2,5-3 mm. Longueur ♂ : 2,7-3 mm (Cf. Traité GRASSÉ, t. X, fig. 994, p. 1091).

Faune de l'Europe, 3.

16

Fig. XXIV: from Bernard, F., 1967 ["1968"]; Paris, Masson.

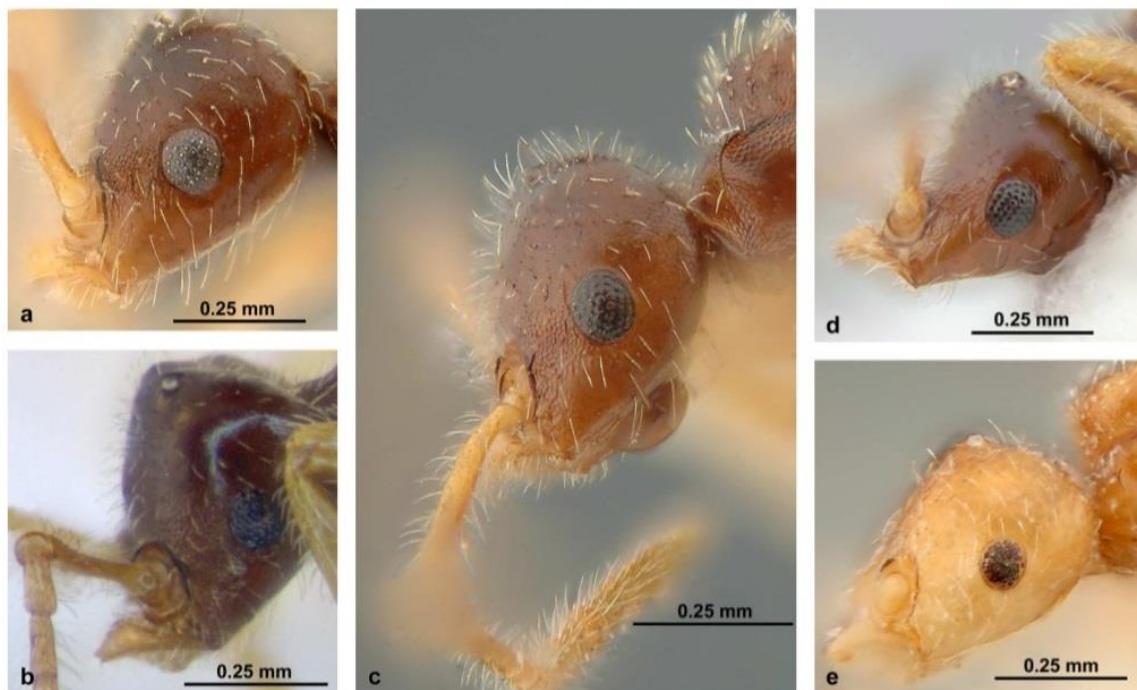


Fig. 5: Close views of heads of gynes, lateral view. (a) *Teleutomymex seiferti* sp.n., (b) *T. buschingeri* sp.n., (c) *T. schneideri* (syntype), (d) *T. schneideri* (non-type specimen), (e) *T. kutteri* (paratype).

Fig. 5: from Kiran, K., Karaman, C., Lapeva-Gjonova, A., Aksoy, V., 2017; Myrmecological News.

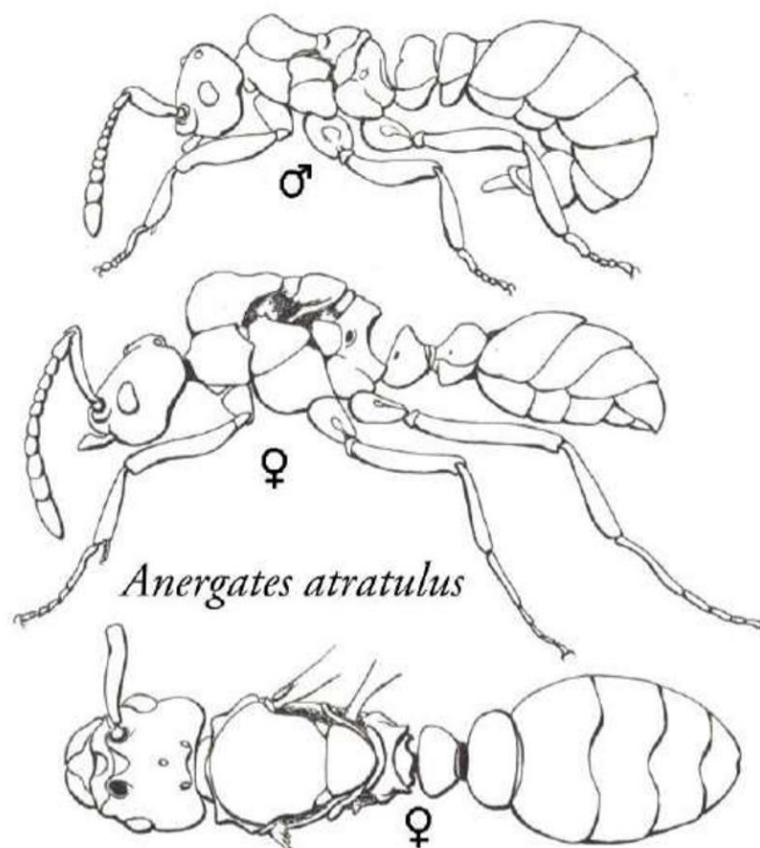


Fig.: from García, F., 2019; LaMarabunta digital, Nueva Edición.